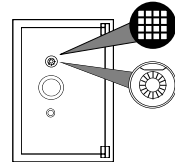


GENERAL INSTRUCTIONS TO OPEN AND CLOSE

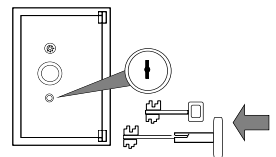
If the product is equipped both, with digital or mechanical combination lock and with mechanical key lock, the right sequences of opening and closing are the following:

OPENING

1. Combination lock opening

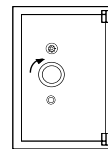


2. Mechanical key lock opening



3. Rotation of the handle/handwheel to unbolt

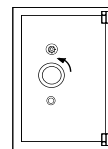
4. Pulling of the handle/handwheel to open



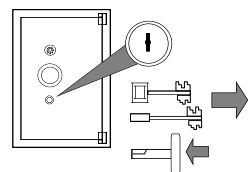
CLOSING

5. Pushing of the handle/handwheel to throw bolts

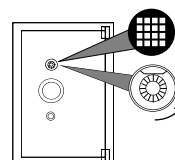
6. Rotation of the handwheel to close



7. Mechanical key lock locking and extraction of the key (repositioning of the keyholding device)



8. Mechanical combination lock scrambling (digital combination lock scrambles automatically)



If the product is not equipped with a combination lock, the sequences to open and to close will be the same as above mentioned with the exception of the **point 1.** and **point 8.**